



INNOCARE

诺诚健华



**InnoCare Pharma (9969.HK, 688428.SH)
2022Q3 Results**

November 2022

These materials are for information purposes only and do not constitute or form part of an offer or invitation to sell or issue or the solicitation of an offer or invitation to buy or subscribe for securities of InnoCare Pharma Limited (the “Company”) or any of its holding company or subsidiaries in any jurisdiction. No part of these materials shall form the basis of or be relied upon in connection with any contract or commitment whatsoever.

The information or opinions contained in these materials has not been independently verified. No representation or warranty, whether expressed or implied, is made as to, and no reliance should be placed on, the fairness, accuracy, completeness or correctness of such information or opinions contained herein. The information and opinions contained in these materials are provided as of the date of the presentation, are subject to change without notice and will not be updated or otherwise revised to reflect any developments, which may occur after the date of the presentation. The Company, any of its affiliates, directors, supervisors, senior managers, officers, employees, advisers and their respective representatives shall not have any liability whatsoever (in negligence or otherwise) for any loss howsoever arising from or in reliance upon any information contained or presented in or derived from these materials or otherwise arising in connection with these materials.

These materials contain statements that reflect the Company’s current beliefs and expectations about the future as of the respective dates indicated herein. These forward-looking statements are based on a number of assumptions about the Company’s operations and businesses and on factors beyond the Company’s control, and are subject to significant risks and uncertainties, and, accordingly, the actual results may differ materially from these forward-looking statements. You should not place undue reliance on any of such forward-looking information. The Company assumes no obligation to update or otherwise revise these forward-looking statements for new information, events or circumstances that emerge subsequent to such dates.

Note: This document has been translated from Chinese to English. In the event of any discrepancy between the English and Chinese versions, the Chinese version shall prevail. No reproduce or publish will be allowed without permission.

Transforming from Biotech to Biopharma

Snapshot of Achievements in 2022 Q1-Q3

Accelerated Commercialization

- Total revenue reached **RMB 442mn**, including **RMB 400mn of Orelabrutinib sales**
- Rapid market penetration and hospital coverage after NRDL inclusion
- **Tafasitamab** Approved for Urgent Clinical Use in the Hainan Province, 1st patients reached CR after 2 cycles treatment

Solid Financial Position

- STAR Board listing
- Over RMB 7.7bn net cash in hand
- Cost sensitive and cost efficient culture

Rapidly Maturing Pipeline

- **13** clinical assets in total
- **r/r WM & r/r MZL NDA accepted, r/r MZL under priority review**
- **Orelabrutinib 1L DLBCL-MCD registrational Phase III trial commenced**
- **SLE** moves to further clinical trial in China
- **ICP-332** Phase II trials initiated in AD
- **ICP-488** Phase I initiated and plan to enroll psoriasis patients
- **ICP-192** entered registrational trial
- **ICP-723** well positioned for registrational trial
- **6** NMEs entered clinical stage

Business Development Progressing

- **Out-licensing:** Orelabrutinib in **MS with Biogen Phase II patient enrollment close to Completion**
- **In-licensing:**
 - Tafa+LEN pivotal trial initiated, pts enrolled near 20%
 - Tafa+LEN+Orela IND accepted
- **Collaboration with KeyMed**
 - CD3*CD20 dose escalation
 - CCR8 pts enrollment initiated

Enhancing Integrated Platform

- Commercial team in expansion
- Biologics drug R&D facility in Beijing
- Internal production capability-Orelabrutinib in Guangzhou facility

Commercialization Update

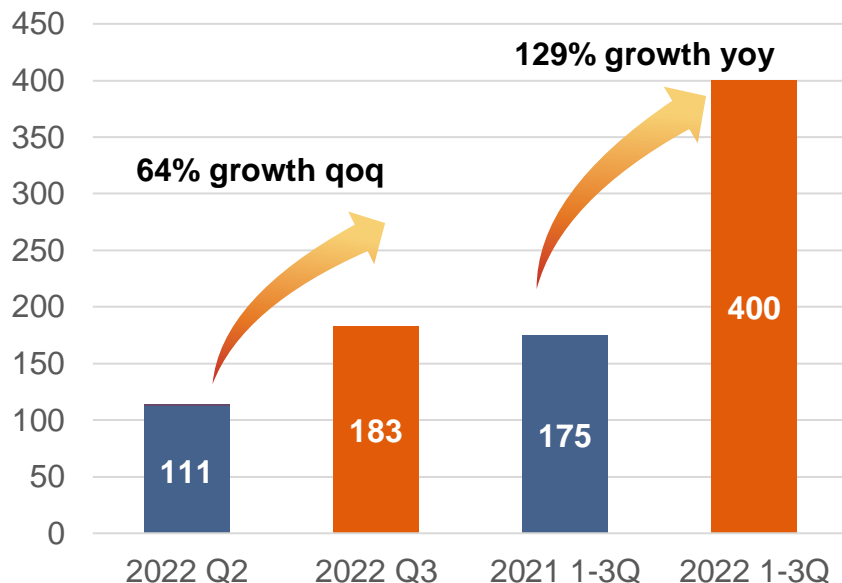
Strong Sales Ramp-up with Orelabrutinib

Robust Net Sales Growth¹

宜诺凯



(RMB million)



Successful Commercialization Strategy

- Net sales achieved **RMB 400mn** in 2022Q1-Q3
- Swift implementation of NRDL at local level
- Experienced and effective in-house commercial team
- Rapid coverage of hematology market in China:
 - Penetrated **260+** Cities
 - Covered **1,000+** Hospitals
 - Educated **5,000+** Doctors
- **CSCO Diagnosis and Treatment Guidelines** recommended broad use: r/r CLL/SLL, r/r MCL, r/r DLBCL and PCNSL
- Substantial future growth potential:
 - Indication expansion
 - DOT enhancement
 - Extensive post market clinical studies to strengthen best-in-class profile
 - Tailored-access at different tiered cities

¹ Indications: r/r Mantle Cell Lymphoma ("MCL") and r/r Chronic Lymphocytic Leukemia/Small Cell leukemia ("CLL/SLL")

Orelabrutinib (ICP-022) : Potential Best-in-class BTKi for B-cell Malignancies

Orelabrutinib r/r CLL/SLL clinical data in US trial

| Subject ID | Prior Therapy | Discontinuation Reason on Prior BTKi | Duration of Treatment (m) | Time to Response | Best Overall Response |
|------------|--|--------------------------------------|---------------------------|------------------|-----------------------|
| 106-103 | Ibrutinib | Toxicity to Ibrutinib | 9.99 | Cycle 3 | PR |
| 108-001 | FCR*, Lenalidomide, Ibrutinib | Toxicity | 8.25 | Cycle 3 | SD |
| 129-101 | Gazyva, Ibrutinib, Rituximab, Chlorambucil | Disease progression | 7.16 | Cycle 3 | PR-L |
| 103-101 | Acalabrutinib | Disease progression | 11.07 | Cycle 3 | PR |

- **Orelabrutinib is effective and tolerable in prior BTKi intolerant or relapsed CLL/SLL patients**
- **In evaluable patients ORR is 75%, and DCR is 100%**
- **r/r MCL registrational trial is ongoing**









* FCR (Rituximab, Fludarabine, Cyclophosphamide)

Research & Development Product Pipeline – Liquid Cancer

| | Drug | Target | Indication(s) | Rights | IND Enabling | Dose Escalation | Dose Expansion | | Pivotal Trial | | Filed | Market | |
|---------------------------|---------------------------|------------|--|----------------------------|--------------------------------|-----------------|----------------|------|---------------|-----|-------|--------|--|
| | | | | | | PH1a | PH1b | PH2* | PH2** | PH3 | | | |
| Liquid Cancer | ICP-022/ Orelabrutinib | BTK | r/r CLL/SLL | | NDA approved: 25 Dec 2020 | | | | | | | SG | |
| | | | r/r MCL | | NDA approved: 25 Dec 2020 | | | | | | | SG | |
| | | | r/r MZL | | NDA accepted by NMPA in 202208 | | | | | | | | |
| | | | r/r WM | | NDA accepted by NMPA in 2022Q1 | | | | | | | | |
| | | | 1L: CLL/SLL | | | | | | | | | | |
| | | | 1L: MCL | | | | | | | | | | |
| | | | 1L: MCD DLBCL | | | | | | | | | | |
| | | | 1L: WM | | | | | | | | | | |
| | | | r/r MCL | | U.S. Development Status | | | | | | | | |
| | | | r/r CNSL | | | | | | | | | | |
| | | | r/r non-GCB DLBCL (double mutation) | | | | | | | | | | |
| | | | Combo w/ MIL-62 (basket) | | | | | | | | | | |
| | | | ICP-B04/ Tafasitamab | CD19 | Tafa + LEN, r/r DLBCL | | | | | | | | |
| Tafa + LEN + Orela NHL | | | | | | | | | | | | | |
| ICP-B02 | CD3 x CD20 | Hematology | | | | | | | | | | | |
| ICP-248 | BCL-2 | NHL/ALL | | IND was approved in 202209 | | | | | | | | | |
| ICP-490 | E3 Ligase | Hematology | | IND was approved in 202207 | | | | | | | | | |

Research & Development

Product Pipeline – Solid Tumor & Autoimmune

| | Drug | Target | Indication(s) | Rights | IND Enabling | Dose Escalation | Dose expansion | | Pivotal Trial | | Filed | Market | |
|---------------------|---------------------------|---------------------|---|--|--|-----------------|----------------|---|--|-----|-------|--------|--|
| | | | | | | PH1a | PH1b | PH2* | PH2** | PH3 | | | |
| Solid Tumors | ICP-192/ Gunagratinib | pan-FGFR | Cholangiocarcinoma |  |  | | | |  | | | | |
| | | | Urothelial cancer |  |  | | | | | | | | |
| | | | Head & Neck |  |  | | | | | | | | |
| | | | pan-FGFR (Basket) |  |  | | | | | | | | |
| | | | pan-FGFR (Basket) |  | US Development Status | | | | | | | | |
| | ICP-723 | pan-TRK | NTRK fusion-positive cancers |  |  | | | | | | | | |
| | | | NTRK fusion-positive cancers |  | US Development Status | | | | | | | | |
| | ICP-033 | VEGFR, DDR1 | Solid tumors |  |  | | | | | | | | |
| | ICP-189 | SHP2 | Solid tumors |  |  | | | | | | | | |
| | ICP-B05 | CCR8 | Solid tumors |  |  | | |  | | | | | |
| Auto-immune Disease | ICP-022/ Orelabrutinib | BTK | SLE |  |  | | | | | | | | |
| | | | MS |  | Global Development Status | | | |  | | | | |
| | | | ITP |  |  | | | | | | | | |
| | | | NMOSD |  |  | | | | | | | | |
| | ICP-332 | TYK2 – JH1 | Atopic Dermatitis |  |  | | | | | | | | |
| ICP-488 | TYK2 – JH2 | Autoimmune diseases |  |  | | | | | | | | | |

Anticipated Milestones & Catalysts in Next 12 Months

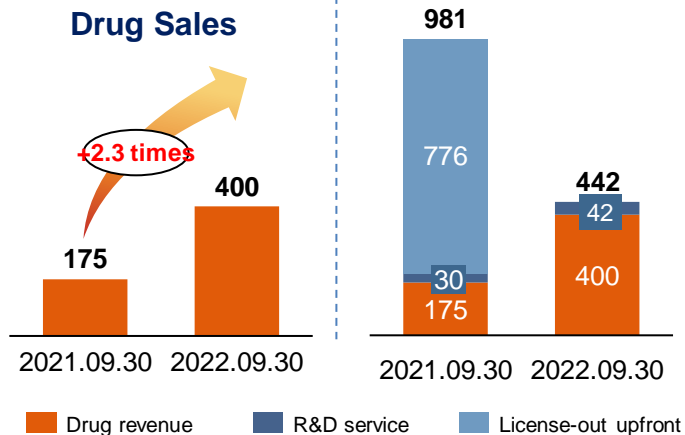
| | | |
|-----------------------------|--|--|
| Liquid Cancer | <ul style="list-style-type: none"> ■ Orelabrutinib □ r/r WM NDA approval □ r/r MZL NDA approval □ r/r MCL NDA approval in Singapore □ Complete 1L DLBCL-MCD enrollment □ Complete 1L CLL/SLL enrollment □ Complete r/r MCL enrollment in U.S. | <ul style="list-style-type: none"> ■ Tafasitamab (CD19) □ NDA approval in HK/Macau □ Commence pilot use in GBA □ Submit NDA in Taiwan □ Complete r/r DLBCL pivotal trial and submit NDA in China □ Initiate Tafa +LEN +Orela |
| Solid Tumors | <ul style="list-style-type: none"> ■ ICP-192 (FGFR) □ Advance iCCA registrational trial in China ■ ICP-723 (TRK) □ Initiate registrational trial in China | <ul style="list-style-type: none"> ■ ICP-189 (SHP2) □ Phase I trial result, confirm RDH2 □ B05 (CCR8) □ Phase I trial result |
| Auto-immune Diseases | <ul style="list-style-type: none"> ■ Orelabrutinib □ Accelerate SLE patient enrollment in China □ MS Phase II global trial result □ ITP Phase II preliminary result | <ul style="list-style-type: none"> ■ ICP-332 (TYK2 - JH1) □ Phase II in AD efficacy and safety result ■ ICP-488 (TYK2 - JH2) □ Complete Phase I trial |
| Commercialization | <ul style="list-style-type: none"> ■ Orelabrutinib □ Keep ramp-up momentum, increase market ■ Tafasitamab (CD19) □ Initiate pilot use in GBA | <ul style="list-style-type: none"> ■ Strategic Collaboration □ Continue to broaden global partnership of internal assets □ Expanding platform and pipeline by M&A and in-licensing synergistic products |

Financial Update

Key Financials for 2022 Q1-Q3

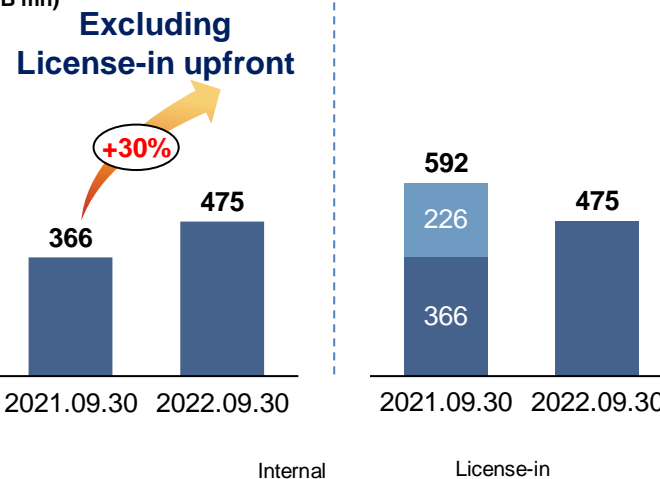
Revenue

(RMB mn)



R&D Costs

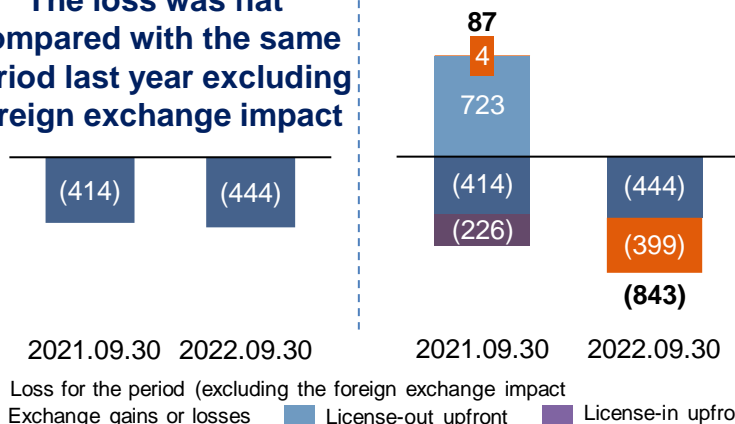
(RMB mn)



Loss for the Period

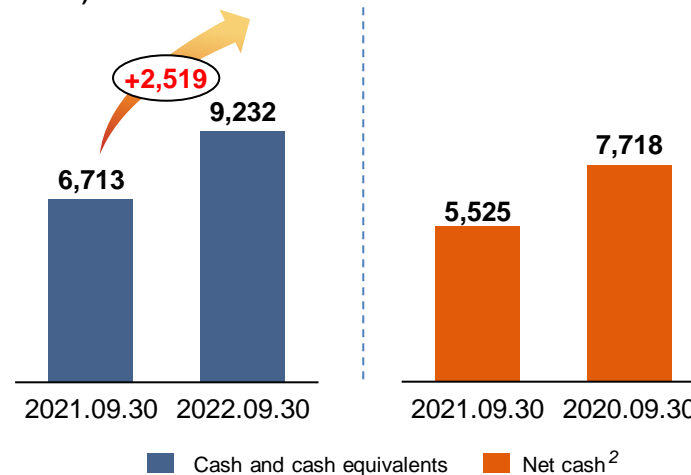
(RMB mn)

The loss was flat compared with the same period last year excluding foreign exchange impact



Cash and Cash Equivalents¹

(RMB mn)



¹ Cash and cash equivalents = investments measured at fair value investments, cash and bank balance, interest receivable

² Net cash = cash balance – convertible loan – loans and borrowings – loans from a related party

科学驱动创新 患者所需为本

Science Drives Innovation for the Benefit of Patients
